

## Turquoise Credit Card Backed Securities plc HSBC Portfolio Static Pool Data

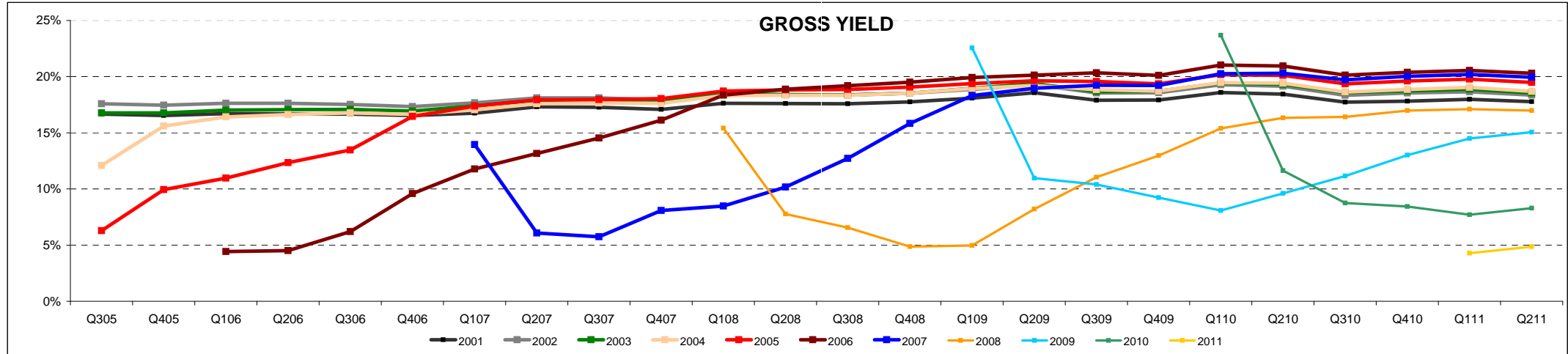
### GROSS YIELD

Annualised Yield = (Aggregated Finance Charge & Fee collected for the quarter)<sup>†</sup> / (Average of previous month Statement Balance for the months in the quarter, excluding charge-off & fraud) \* 365 / (Actual no. of days in the quarter)

Vintage Year	Q305	Q405	Q106	Q206	Q306	Q406	Q107	Q207	Q307	Q407	Q108	Q208	Q308	Q408	Q109	Q209	Q309	Q409	Q110	Q210	Q310	Q410	Q111	Q211
2001	16.66%	16.55%	16.70%	16.69%	16.67%	16.53%	16.75%	17.31%	17.28%	17.09%	17.62%	17.60%	17.59%	17.76%	18.08%	18.58%	17.89%	17.92%	18.58%	18.44%	17.74%	17.82%	17.97%	17.77%
2002	17.59%	17.47%	17.62%	17.62%	17.53%	17.33%	17.67%	18.12%	18.11%	17.94%	18.47%	18.41%	18.37%	18.53%	18.87%	19.29%	18.54%	18.57%	19.29%	19.16%	18.34%	18.55%	18.64%	18.35%
2003	16.78%	16.76%	17.02%	17.07%	17.09%	16.94%	17.39%	17.90%	17.96%	17.81%	18.40%	18.40%	18.36%	18.53%	18.95%	19.39%	18.68%	18.71%	19.42%	19.32%	18.60%	18.74%	18.89%	18.55%
2004	12.10%	15.61%	16.43%	16.63%	16.77%	16.64%	17.04%	17.59%	17.65%	17.62%	18.31%	18.33%	18.34%	18.53%	18.94%	19.21%	18.84%	18.71%	19.46%	19.42%	18.62%	18.86%	19.05%	18.69%
2005	6.28%	9.94%	10.97%	12.34%	13.48%	16.45%	17.39%	17.94%	17.96%	18.05%	18.72%	18.81%	18.86%	19.07%	19.39%	19.64%	19.56%	19.36%	20.18%	20.10%	19.36%	19.61%	19.77%	19.49%
2006			4.43%*	4.52%	6.21%	9.59%	11.77%	13.16%	14.54%	16.13%	18.36%	18.89%	19.19%	19.50%	19.92%	20.14%	20.34%	20.11%	21.02%	20.96%	20.13%	20.39%	20.56%	20.31%
2007							13.95%*	6.09%	5.74%	8.09%	8.48%	10.17%	12.72%	15.84%	18.31%	18.96%	19.23%	19.22%	20.25%	20.29%	19.71%	20.03%	20.20%	19.95%
2008											15.40%*	7.77%	6.55%	4.86%	4.97%	8.20%	11.06%	12.97%	15.39%	16.34%	16.42%	16.99%	17.11%	16.98%
2009															22.55%*	10.97%	10.41%	9.23%	8.07%	9.61%	11.15%	13.01%	14.50%	15.05%
2010																			23.69%*	11.64%	8.76%	8.44%	7.71%	8.29%
2011																							4.28%*	4.87%

# Excluding FX Commission

\* Annualised rate using data for March only

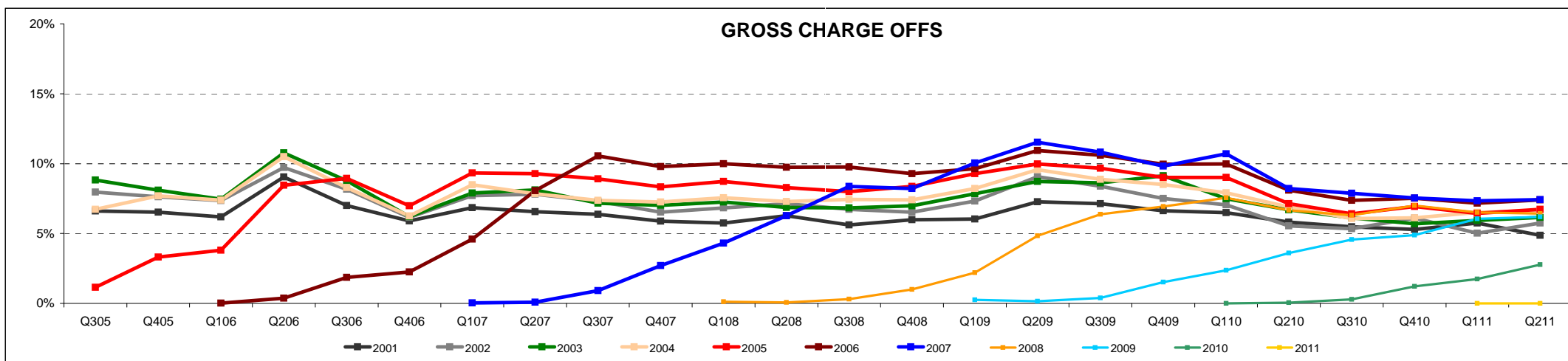


## Turquoise Credit Card Backed Securities plc HSBC Portfolio Static Pool Data

### GROSS CHARGE OFFS

Gross Charge Offs = (Total receivables charged-off for that quarter, excluding fraud) / (Average of previous Month End balance for the months in that quarter) \* 365 / (Actual no. of days in the quarter)

Vintage Year	Q305	Q405	Q106	Q206	Q306	Q406	Q107	Q207	Q307	Q407	Q108	Q208	Q308	Q408	Q109	Q209	Q309	Q409	Q110	Q210	Q310	Q410	Q111	Q211
2001	6.61%	6.52%	6.18%	9.05%	7.00%	5.89%	6.85%	6.57%	6.37%	5.87%	5.74%	6.27%	5.61%	5.98%	6.03%	7.27%	7.14%	6.62%	6.50%	5.81%	5.48%	5.29%	5.75%	4.86%
2002	7.97%	7.62%	7.35%	9.72%	8.16%	6.16%	7.70%	7.80%	7.31%	6.52%	6.84%	7.13%	6.72%	6.53%	7.32%	9.06%	8.38%	7.51%	7.05%	5.54%	5.34%	6.11%	5.02%	5.74%
2003	8.83%	8.10%	7.45%	10.77%	8.78%	6.21%	7.90%	8.11%	7.17%	7.02%	7.26%	6.87%	6.83%	6.98%	7.85%	8.72%	8.61%	9.12%	7.49%	6.69%	6.13%	5.69%	5.93%	6.16%
2004	6.73%	7.69%	7.39%	10.50%	8.28%	6.26%	8.49%	7.84%	7.38%	7.25%	7.56%	7.29%	7.44%	7.40%	8.22%	9.56%	8.88%	8.50%	7.92%	6.89%	6.06%	6.12%	6.51%	6.64%
2005	1.14%	3.32%	3.81%	8.46%	8.94%	6.98%	9.33%	9.28%	8.91%	8.33%	8.72%	8.28%	8.00%	8.37%	9.28%	9.98%	9.67%	9.02%	9.00%	7.14%	6.40%	6.94%	6.44%	6.73%
2006			0.02%	0.37%	1.86%	2.24%	4.60%	8.07%	10.55%	9.79%	9.99%	9.73%	9.75%	9.28%	9.63%	10.93%	10.60%	9.96%	9.97%	8.10%	7.37%	7.52%	7.16%	7.40%
2007							0.03%	0.09%	0.92%	2.71%	4.32%	6.28%	8.36%	8.22%	10.04%	11.53%	10.82%	9.82%	10.69%	8.22%	7.87%	7.53%	7.34%	7.42%
2008											0.12%	0.06%	0.31%	1.00%	2.20%	4.84%	6.37%	6.94%	7.56%	6.67%	6.30%	7.00%	6.51%	6.43%
2009															0.26%	0.16%	0.38%	1.52%	2.37%	3.60%	4.57%	4.89%	6.05%	6.20%
2010																			0.00%	0.05%	0.29%	1.21%	1.74%	2.77%
2011																							0.00%	0.00%



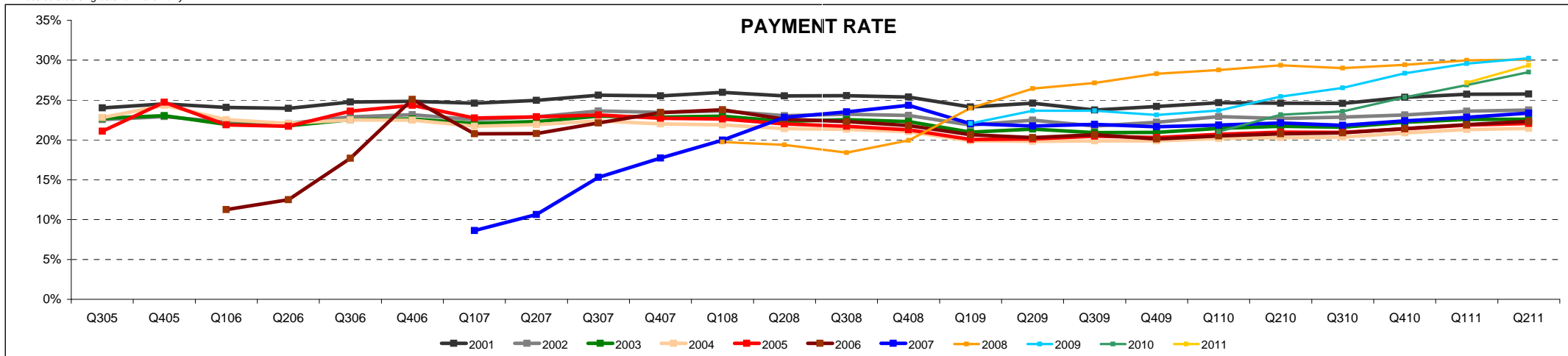
## Turquoise Credit Card Backed Securities plc HSBC Portfolio Static Pool Data

### PAYMENT RATE

Payment Rate = (Total payment amount for the quarter, excluding charge-off & fraud) / (Sum of previous month Statement Balance for the months in that quarter, excluding charge-off & fraud)

Vintage Year	Q305	Q405	Q106	Q206	Q306	Q406	Q107	Q207	Q307	Q407	Q108	Q208	Q308	Q408	Q109	Q209	Q309	Q409	Q110	Q210	Q310	Q410	Q111	Q211
2001	24.00%	24.50%	24.06%	23.95%	24.76%	24.84%	24.62%	24.96%	25.60%	25.52%	25.97%	25.52%	25.55%	25.38%	24.13%	24.59%	23.76%	24.20%	24.66%	24.59%	24.57%	25.34%	25.73%	25.75%
2002	22.53%	22.92%	22.23%	22.07%	22.90%	23.15%	22.53%	22.89%	23.63%	23.45%	23.63%	23.03%	23.21%	23.07%	21.84%	22.49%	21.73%	22.21%	22.91%	22.69%	22.87%	23.12%	23.61%	23.74%
2003	22.71%	23.03%	21.96%	21.77%	22.53%	22.63%	22.07%	22.30%	22.99%	22.86%	22.97%	22.34%	22.53%	22.30%	20.97%	21.36%	20.91%	20.95%	21.44%	21.72%	21.60%	22.22%	22.56%	22.60%
2004	22.80%	24.35%	22.55%	22.07%	22.52%	22.48%	21.72%	21.93%	22.40%	22.00%	21.89%	21.42%	21.32%	21.03%	19.88%	19.82%	19.87%	19.87%	20.17%	20.28%	20.34%	20.87%	21.28%	21.44%
2005	21.09%	24.73%	21.90%	21.71%	23.59%	24.33%	22.75%	22.90%	23.14%	22.71%	22.63%	22.01%	21.70%	21.26%	20.06%	20.12%	20.48%	20.28%	20.69%	20.97%	20.95%	21.39%	21.87%	22.06%
2006			11.25%*	12.49%	17.68%	25.08%	20.76%	20.78%	22.11%	23.43%	23.79%	22.59%	22.30%	21.79%	20.64%	20.30%	20.65%	20.13%	20.51%	20.75%	20.90%	21.42%	21.91%	22.34%
2007							8.62%*	10.64%	15.30%	17.73%	19.96%	22.82%	23.51%	24.35%	22.03%	21.74%	21.94%	21.65%	21.84%	22.11%	21.81%	22.40%	22.82%	23.35%
2008											19.73%*	19.38%	18.41%	19.93%	23.98%	26.43%	27.13%	28.30%	28.77%	29.35%	29.00%	29.41%	29.97%	30.08%
2009															22.07%*	23.64%	23.65%	23.12%	23.68%	25.44%	26.52%	28.35%	29.56%	30.23%
2010																			21.04%*	23.14%	23.57%	25.35%	26.87%	28.51%
2011																							27.17%*	29.36%

\* ucalculated sing data for March only



## Turquoise Credit Card Backed Securities plc HSBC Portfolio Static Pool Data

### 30+ DAY DELINQUENCIES

30+ Day Delinquencies = Greater than or equal to 30 days arrears balance at the end of the quarter / Statement Balance at the end of the quarter

Vintage Year	Q305	Q405	Q106	Q206	Q306	Q406	Q107	Q207	Q307	Q407	Q108	Q208	Q308	Q408	Q109	Q209	Q309	Q409	Q110	Q210	Q310	Q410	Q111	Q211
2001	5.71%	5.44%	5.61%	4.78%	4.83%	4.89%	4.68%	4.69%	4.26%	4.29%	4.41%	4.08%	4.23%	4.23%	4.85%	4.76%	4.21%	4.17%	4.40%	4.28%	4.22%	4.37%	4.04%	3.79%
2002	6.56%	6.02%	6.06%	5.26%	5.15%	5.62%	5.55%	5.19%	4.75%	4.88%	5.10%	4.87%	4.81%	5.08%	5.69%	5.29%	4.86%	4.51%	4.48%	4.69%	4.65%	4.51%	4.74%	4.14%
2003	6.72%	6.21%	6.31%	5.44%	5.27%	5.74%	5.42%	5.20%	5.03%	5.00%	5.19%	5.04%	5.18%	5.31%	5.92%	5.86%	5.59%	5.01%	4.89%	4.72%	4.88%	4.93%	4.87%	4.26%
2004	5.49%	5.73%	5.93%	5.20%	5.06%	5.59%	5.37%	5.26%	5.12%	5.02%	5.17%	5.21%	5.32%	5.52%	6.21%	5.88%	5.45%	5.30%	5.05%	4.90%	5.12%	5.08%	4.99%	4.45%
2005	2.48%	2.99%	4.29%	4.73%	5.35%	6.16%	6.27%	6.08%	5.84%	5.85%	5.83%	5.81%	6.06%	6.29%	6.74%	6.56%	6.14%	5.76%	5.41%	5.32%	5.52%	5.41%	5.38%	4.88%
2006			0.07%	0.98%	1.96%	3.27%	4.92%	5.74%	5.81%	6.38%	6.57%	6.72%	6.66%	6.80%	7.58%	7.12%	6.80%	6.50%	6.26%	6.10%	6.27%	6.05%	6.00%	5.28%
2007							0.09%	0.93%	1.96%	2.77%	3.75%	4.72%	5.50%	6.46%	7.28%	7.03%	6.76%	6.63%	6.27%	6.16%	6.11%	6.03%	5.97%	5.55%
2008											0.02%	0.50%	0.98%	1.57%	2.76%	3.63%	3.90%	4.21%	4.33%	4.49%	4.69%	4.72%	4.81%	4.47%
2009															0.08%	0.70%	1.14%	1.56%	2.11%	2.63%	3.17%	3.79%	4.02%	4.07%
2010																			0.04%	0.42%	0.87%	1.24%	1.70%	2.20%
2011																							0.03%	0.44%

